

EVIO Labs Eugene  
 1686 Pearl Street, Eugene, OR 97401  
 541-505-9193 / OLCC 010-10035420314 / www.EVIOLabs.com

## Cinderella 99

Skunky Cannabis

020 100644400E8

Sample ID: E180686-03

Matrix: Useable Marijuana

METRC Batch #: 1A4010300010FE1000000071

Sampling Method/SOP: SOP.T.20.010

Batch ID: 0074

Date Sampled: 09/12/18 12:00

Batch Size: 274 g

Date Accepted: 09/13/18

Unit for Sale: n/a

Results Valid Until: 09/12/19

Harvest/Production Date: 8/13/18

Harvest/Process Lot ID: 0071



## Cannabinoid Analysis

Date/Time Extracted: 09/13/18 10:28

Analysis Method/SOP: SOP.T.40.020

Date/Time Analyzed: 09/14/18 21:50

Cannabinoids	LOQ(%)	mg/g	% weight	Cannabinoids Profile	
<b>Total THC</b> ((THCA*0.877)+Δ9THC)		<b>69.7</b>	<b>6.97</b>		
<b>Total CBD</b> ((CBDA*0.877)+CBD)		<b>74.5</b>	<b>7.45</b>		
THCA	0.100	75.3	7.53		
delta 9-THC	0.100	3.66	0.366		
delta 8-THC	0.100	< LOQ	< LOQ		
CBDA	0.100	81.9	8.19		
CBD	0.100	2.68	0.268		
CBN	0.100	< LOQ	< LOQ		
CBG	0.100	< LOQ	< LOQ		
CBC	0.100	< LOQ	< LOQ		
Sum of tested Cannabinoids	0.100	145	14.5		

## Water Activity

Date/Time Analyzed: 09/13/18 00:00

Analysis Method/SOP: SOP.T.40.011

**Water Activity: 0.490 aw**

## Moisture Content

Date/Time Analyzed: 09/18/18 12:00

Analysis Method/SOP: SOP.T.40.010

**Moisture: 4.41 %**

"Total THC" and "Total CBD" are calculated values and are an Oregon reporting requirement (OAR 333-064-0100). For Cannabinoid analysis, only delta 9-THC, THCA, CBD, CBDA are ORELAP accredited analytes. Cannabinoid values reported for plant matter are dry weight corrected; Oregon Water Activity action level is 0.65Aw; Samples above limit will be highlighted **RED**; FD = Field Duplicate; LOQ = Limit of Quantitation. Cannabinoid analysis performed in conjunction with EVIO Labs Bend.

Kaylynne Marquez  
 Interim Lab Director - 9/21/2018

**EVIO Labs Eugene**  
**1686 Pearl Street, Eugene, OR 97401**  
**541-505-9193 / OLCC 010-10035420314 / www.EVIOLabs.com**

## Cinderella 99

**Skunky Cannabis**

**020 100644400E8**

**Sample ID: E180686-03**

**Matrix: Useable Marijuana**

**METRC Batch #:**

1A4010300010FE100000071

**Date Sampled: 09/12/18 12:00**

**Date Accepted: 09/13/18**

**Results Valid Until: 09/12/19**

**Batch ID: 0074**

**Batch Size: 274 g**

**Sampling Method/SOP: SOP.T.20.010**


### Pesticides

*Date/Time Extracted: 09/14/18 14:00*

*Date/Time Analyzed: 9/19/2018 6:00:47PM*

*Analysis Method/SOP: SOP.T.30.060*

Analyte	LOQ	Action Level	Result	Units	Type
Abamectin	0.250	0.5	< LOQ	ppm	
Acephate	0.200	0.4	< LOQ	ppm	Organophosphate insecticide
Acequinocyl	1.00	2	< LOQ	ppm	
Acetamiprid	0.200	0.2	< LOQ	ppm	Neonicotinoid insecticide
Aldicarb	0.200	0.4	< LOQ	ppm	Carbamate insecticide
Azoxystrobin	0.200	0.2	< LOQ	ppm	
Bifenazate	0.200	0.2	< LOQ	ppm	Unclassified insecticide
Bifenthrin	0.200	0.2	< LOQ	ppm	
Boscalid	0.200	0.4	< LOQ	ppm	Anilide fungicide
Carbaryl	0.200	0.2	< LOQ	ppm	Carbamate insecticide
Carbofuran	0.200	0.2	< LOQ	ppm	Carbamate insecticide
Chlorantraniliprole	0.200	0.2	< LOQ	ppm	Anthranilic diamide insecticide
Chlorfenapyr	0.500	1	< LOQ	ppm	Pyrazole insecticide
Chlorpyrifos	0.200	0.2	< LOQ	ppm	Organophosphate insecticide
Clofentezine	0.200	0.2	< LOQ	ppm	
Cyfluthrin	0.500	1	< LOQ	ppm	
Cypermethrin	0.500	1	< LOQ	ppm	
Daminozide	0.500	1	< LOQ	ppm	
DDVP (Dichlorvos)	0.500	1	< LOQ	ppm	
Diazinon	0.200	0.2	< LOQ	ppm	Organophosphate insecticide
Dimethoate	0.200	0.2	< LOQ	ppm	
Ethoprophos	0.200	0.2	< LOQ	ppm	
Etofenprox	0.200	0.4	< LOQ	ppm	
Etoxazole	0.200	0.2	< LOQ	ppm	Unclassified miticide
Fenoxycarb	0.200	0.2	< LOQ	ppm	
Fenpyroximate	0.200	0.4	< LOQ	ppm	
Fipronil	0.200	0.4	< LOQ	ppm	Pyrazole insecticide
Flonicamid	0.500	1	< LOQ	ppm	Pyridinecarboxamide insecticide
Fludioxonil	0.200	0.4	< LOQ	ppm	non-systemic fungicide
Hexythiazox	0.500	1	< LOQ	ppm	
Imazalil	0.200	0.2	< LOQ	ppm	Azole fungicide
Imidacloprid	0.200	0.4	< LOQ	ppm	Neonicotinoid insecticide
Kresoxim-methyl	0.200	0.4	< LOQ	ppm	
Malathion	0.200	0.2	< LOQ	ppm	
Metalaxyl	0.200	0.2	< LOQ	ppm	
Methiocarb	0.200	0.2	< LOQ	ppm	Carbamate insecticide



**Kaylynne Marquez**  
 Interim Lab Director - 9/21/2018

**EVIO Labs Eugene**  
**1686 Pearl Street, Eugene, OR 97401**  
**541-505-9193 / OLCC 010-10035420314 / www.EVIOLabs.com**

## Cinderella 99

**Skunky Cannabis**

**020 100644400E8**

**Sample ID: E180686-03**

**Matrix: Useable Marijuana**

**METRC Batch #:**

1A4010300010FE1000000071

**Date Sampled: 09/12/18 12:00**

**Date Accepted: 09/13/18**

**Results Valid Until: 09/12/19**

**Batch ID: 0074**

**Batch Size: 274 g**

**Sampling Method/SOP: SOP.T.20.010**

### Pesticides

*Date/Time Extracted: 09/14/18 14:00*

*Date/Time Analyzed: 9/19/2018 6:00:47PM*

*Analysis Method/SOP: SOP.T.30.060*

Analyte	LOQ	Action Level	Result	Units	Type
Methomyl	0.200	0.4	< LOQ	ppm	Carbamate insecticide
Methyl parathion	0.200	0.2	< LOQ	ppm	
MGK-264	0.200	0.2	< LOQ	ppm	
Myclobutanil	0.200	0.2	< LOQ	ppm	Azole fungicide
Naled	0.250	0.5	< LOQ	ppm	
Oxamyl	0.500	1	< LOQ	ppm	Carbamate insecticide
Paclobutrazol	0.200	0.4	< LOQ	ppm	Azole plant growth regulator
Permethrins	0.200	0.2	< LOQ	ppm	
Phosmet	0.200	0.2	< LOQ	ppm	Organophosphate insecticide
Piperonyl butoxide	1.00	2	< LOQ	ppm	
Prallethrin	0.200	0.2	< LOQ	ppm	
Propiconazole	0.200	0.4	< LOQ	ppm	
Propoxur	0.200	0.2	< LOQ	ppm	Carbamate insecticide
Pyrethrins	0.500	1	< LOQ	ppm	
Pyridaben	0.200	0.2	< LOQ	ppm	Unclassified insecticide
Spinosad	0.200	0.2	< LOQ	ppm	Spinosyn insecticide
Spiromesifen	0.200	0.2	< LOQ	ppm	Keto-enol insecticide
Spirotetramat	0.200	0.2	< LOQ	ppm	Keto-enol insecticide
Spiroxamine	0.200	0.4	< LOQ	ppm	Unclassified fungicide
Tebuconazole	0.200	0.4	< LOQ	ppm	
Thiacloprid	0.200	0.2	< LOQ	ppm	
Thiamethoxam	0.200	0.2	< LOQ	ppm	Neonicotinoid insectide
Trifloxystrobin	0.200	0.2	< LOQ	ppm	Strobin fungicide

**Results above the action level fail Oregon state testing requirements and will be highlighted RED.**

LOQ= Limit of Quantitation; PPM= Parts per million; ND= Not detected; NT= Not tested; AC= Above calibration range.

Pesticide testing performed in conjunction with EVIO Labs Medford, an ORELAP and ISO 17025 accredited laboratory.

PASS/FAIL status based on OAR 333-007.



**Kaylynne Marquez**  
 Interim Lab Director - 9/21/2018

**EVIO Labs Eugene**  
**1686 Pearl Street, Eugene, OR 97401**  
**541-505-9193 / OLCC 010-10035420314 / www.EVIOLabs.com**

## Quality Control

**Batch: E181038 - SOP.T.30.050 Prep for Cannabinoids**

Blank(E181038-BLK1)			Extracted: 09/13/18 10:28		Analyzed: 09/17/18 13:02		
Analyte	Result	LOQ	Recovery Limits	Analyte	Result	LOQ	Recovery Limits
THCA	< LOQ	0.100 (%)	< LOQ	delta 9-THC	< LOQ	0.100 (%)	< LOQ
delta 8-THC	< LOQ	0.100 (%)	< LOQ	CBDA	< LOQ	0.100 (%)	< LOQ
CBD	< LOQ	0.100 (%)	< LOQ	CBN	< LOQ	0.100 (%)	< LOQ
CBG	< LOQ	0.100 (%)	< LOQ	CBC	< LOQ	0.100 (%)	< LOQ
Sum of tested Cannabinoid:	< LOQ	0.100 (%)	< LOQ				


LCS(E181038-BS1)			Extracted: 09/13/18 10:28		Analyzed: 09/17/18 13:20		
Analyte	% Recovery	LOQ	Recovery Limits	Analyte	% Recovery	LOQ	Recovery Limits
THCA	102	0.100 (%)	70-130	delta 9-THC	90.1	0.100 (%)	70-130
CBDA	97.9	0.100 (%)	70-130	CBD	98.0	0.100 (%)	70-130

**Batch: E181039 - SOP.T.20.011 Water Activity**

Blank(E181039-BLK1)			Extracted: 09/13/18 00:00		Analyzed: 09/13/18 00:00		
Analyte	Result	LOQ	Recovery Limits	Analyte	Result	LOQ	Recovery Limits
Water Activity	0.403	(AW)	< LOQ				

**Batch: M181046 - SOP.T.30.061 Pesticide Prep**

Blank(M181046-BLK1)			Extracted: 09/14/18 14:00		Analyzed: 09/15/18 11:52		
Analyte	Result	LOQ	Recovery Limits	Analyte	Result	LOQ	Recovery Limits
Cyfluthrin	< LOQ	0.500 (ppm)	< LOQ	Cypermethrin	< LOQ	0.500 (ppm)	< LOQ
MGK-264	< LOQ	0.200 (ppm)	< LOQ	Chlorfenapyr	< LOQ	0.500 (ppm)	< LOQ
Methyl parathion	< LOQ	0.200 (ppm)	< LOQ	Acequinocyl	< LOQ	1.00 (ppm)	< LOQ
Bifenthrin	< LOQ	0.200 (ppm)	< LOQ	Acephate	< LOQ	0.200 (ppm)	< LOQ
Abamectin	< LOQ	0.250 (ppm)	< LOQ	Acetamiprid	< LOQ	0.200 (ppm)	< LOQ
Aldicarb	< LOQ	0.200 (ppm)	< LOQ	Azoxystrobin	< LOQ	0.200 (ppm)	< LOQ
Bifenazate	< LOQ	0.200 (ppm)	< LOQ	Boscalid	< LOQ	0.200 (ppm)	< LOQ
Carbaryl	< LOQ	0.200 (ppm)	< LOQ	Carbofuran	< LOQ	0.200 (ppm)	< LOQ
Chlorantraniliprole	< LOQ	0.200 (ppm)	< LOQ	Chlorpyrifos	< LOQ	0.200 (ppm)	< LOQ
Clofentezine	< LOQ	0.200 (ppm)	< LOQ	Daminozide	< LOQ	0.500 (ppm)	< LOQ
DDVP (Dichlorvos)	< LOQ	0.500 (ppm)	< LOQ	Diazinon	< LOQ	0.200 (ppm)	< LOQ
Dimethoate	< LOQ	0.200 (ppm)	< LOQ	Ethoprophos	< LOQ	0.200 (ppm)	< LOQ
Etofenprox	< LOQ	0.200 (ppm)	< LOQ	Etoxazole	< LOQ	0.200 (ppm)	< LOQ
Fenoxycarb	< LOQ	0.200 (ppm)	< LOQ	Fenpyroximate	< LOQ	0.200 (ppm)	< LOQ
Fipronil	< LOQ	0.200 (ppm)	< LOQ	Flonicamid	< LOQ	0.500 (ppm)	< LOQ
Fludioxonil	< LOQ	0.200 (ppm)	< LOQ	Hexythiazox	< LOQ	0.500 (ppm)	< LOQ
Imazalil	< LOQ	0.200 (ppm)	< LOQ	Imidacloprid	< LOQ	0.200 (ppm)	< LOQ
Kresoxim-methyl	< LOQ	0.200 (ppm)	< LOQ	Malathion	< LOQ	0.200 (ppm)	< LOQ
Metalaxyl	< LOQ	0.200 (ppm)	< LOQ				



**Kaylynne Marquez**  
 Interim Lab Director - 9/21/2018


**EVIO Labs Eugene**  
**1686 Pearl Street, Eugene, OR 97401**  
**541-505-9193 / OLCC 010-10035420314 / www.EVIOLabs.com**

## Quality Control

**Batch: M18I046 - SOP.T.30.061 Pesticide Prep (Continued)**

Blank(M18I046-BLK1)			Extracted: 09/14/18 14:00		Analyzed: 09/15/18 03:40		
Analyte	Result	LOQ	Recovery Limits	Analyte	Result	LOQ	Recovery Limits
Methiocarb	< LOQ	0.200 (ppm)	< LOQ	Methomyl	< LOQ	0.200 (ppm)	< LOQ
Myclobutanil	< LOQ	0.200 (ppm)	< LOQ	Naled	< LOQ	0.250 (ppm)	< LOQ
Oxamyl	< LOQ	0.500 (ppm)	< LOQ	Paclobutrazol	< LOQ	0.200 (ppm)	< LOQ
Permethrins	< LOQ	0.200 (ppm)	< LOQ	Phosmet	< LOQ	0.200 (ppm)	< LOQ
Piperonyl butoxide	< LOQ	1.00 (ppm)	< LOQ	Prallethrin	< LOQ	0.200 (ppm)	< LOQ
Propiconazole	< LOQ	0.200 (ppm)	< LOQ	Propoxur	< LOQ	0.200 (ppm)	< LOQ
Pyrethrins	< LOQ	0.500 (ppm)	< LOQ	Pyridaben	< LOQ	0.200 (ppm)	< LOQ
Spinosad	< LOQ	0.200 (ppm)	< LOQ	Spiromesifen	< LOQ	0.200 (ppm)	< LOQ
Spirotetramat	< LOQ	0.200 (ppm)	< LOQ	Spiroxamine	< LOQ	0.200 (ppm)	< LOQ
Tebuconazole	< LOQ	0.200 (ppm)	< LOQ	Thiacloprid	< LOQ	0.200 (ppm)	< LOQ
Thiamethoxam	< LOQ	0.200 (ppm)	< LOQ	Trifloxystrobin	< LOQ	0.200 (ppm)	< LOQ

LCS(M18I046-BS1)			Extracted: 09/14/18 14:00		Analyzed: 09/15/18 12:20		
Analyte	% Recovery	LOQ	Recovery Limits	Analyte	% Recovery	LOQ	Recovery Limits
Cyfluthrin	115	0.500 (ppm)	30-170	Cypermethrin	107	0.500 (ppm)	30-170
MGK-264	266	0.200 (ppm)	50-150	Chlorfenapyr	175	0.500 (ppm)	50-150
Methyl parathion	298	0.200 (ppm)	30-170	Bifenthrin	167	0.200 (ppm)	50-150
Acephate	128	0.200 (ppm)	50-150	Abamectin	187	0.250 (ppm)	50-150
Acetamiprid	158	0.200 (ppm)	50-150	Aldicarb	128	0.200 (ppm)	50-150
Azoxystrobin	137	0.200 (ppm)	50-150	Bifenazate	135	0.200 (ppm)	50-150
Boscalid	171	0.200 (ppm)	50-150	Carbaryl	189	0.200 (ppm)	50-150
Carbofuran	108	0.200 (ppm)	50-150	Chlorantraniliprole	202	0.200 (ppm)	30-170
Chlorpyrifos	130	0.200 (ppm)	50-150	Clofentezine	60.2	0.200 (ppm)	50-150
DDVP (Dichlorvos)	108	0.500 (ppm)	50-150	Diazinon	105	0.200 (ppm)	50-150
Dimethoate	142	0.200 (ppm)	50-150	Ethoprophos	144	0.200 (ppm)	50-150
Etofenprox	132	0.200 (ppm)	50-150	Etoxazole	157	0.200 (ppm)	50-150
Fenoxycarb	143	0.200 (ppm)	50-150	Fenpyroximate	229	0.200 (ppm)	50-150
Fipronil	110	0.200 (ppm)	50-150	Flonicamid	153	0.500 (ppm)	50-150
Fludioxonil	94.4	0.200 (ppm)	50-150	Hexythiazox	78.6	0.500 (ppm)	50-150
Imazalil	126	0.200 (ppm)	50-150	Imidacloprid	165	0.200 (ppm)	50-150
Kresoxim-methyl	176	0.200 (ppm)	50-150	Malathion	136	0.200 (ppm)	50-150
Metalaxyl	137	0.200 (ppm)	50-150	Methiocarb	130	0.200 (ppm)	50-150
Methomyl	161	0.200 (ppm)	50-150	Myclobutanil	152	0.200 (ppm)	50-150
Naled	88.3	0.250 (ppm)	50-150	Oxamyl	177	0.500 (ppm)	50-150
Paclobutrazol	136	0.200 (ppm)	50-150	Permethrins	85.3	0.200 (ppm)	30-170
Phosmet	145	0.200 (ppm)	50-150	Piperonyl butoxide	127	1.00 (ppm)	50-150
Prallethrin	180	0.200 (ppm)	50-150	Propiconazole	147	0.200 (ppm)	50-150



**Kaylynne Marquez**  
 Interim Lab Director - 9/21/2018

**EVIO Labs Eugene**  
**1686 Pearl Street, Eugene, OR 97401**  
**541-505-9193 / OLCC 010-10035420314 / www.EVIOLabs.com**

## Quality Control

**Batch: M18I046 - SOP.T.30.061 Pesticide Prep (Continued)**

LCS(M18I046-BS1)			Extracted: 09/14/18 14:00		Analyzed: 09/15/18 04:04		
Analyte	% Recovery	LOQ	Recovery Limits	Analyte	% Recovery	LOQ	Recovery Limits
Propoxur	132	0.200 (ppm)	50-150	Pyrethrins	156	0.500 (ppm)	50-150
Pyridaben	117	0.200 (ppm)	50-150	Spinosad	89.5	0.200 (ppm)	50-150
Spiromesifen	98.0	0.200 (ppm)	30-170	Spirotetramat	133	0.200 (ppm)	30-170
Spiroxamine	126	0.200 (ppm)	30-170	Tebuconazole	117	0.200 (ppm)	50-150
Thiacloprid	128	0.200 (ppm)	50-150	Thiamethoxam	140	0.200 (ppm)	50-150
Trifloxystrobin	163	0.200 (ppm)	50-150				



**Kaylynne Marquez**  
 Interim Lab Director - 9/21/2018